

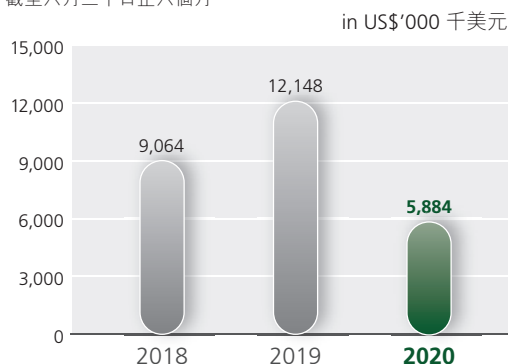
Financial Highlights

財務摘要

		Unaudited six months ended 30 June 未經審核 截至六月三十日止六個月		
		2020 二零二零年 US\$'000 千美元	2019 二零一九年 US\$'000 千美元	Change 變動
Revenue	收益	173,936	175,176	(0.7%)
Gross profit	毛利	30,827	34,995	(11.9%)
Profit for the period	期內溢利	5,894	12,160	(51.5%)
Profit attributable to owners of the Company	本公司擁有人應佔溢利	5,884	12,148	(51.6%)
Basic earnings per share		0.387 US cents 美仙	0.8 US cents 美仙	
Diluted earnings per share		0.387 US cents 美仙	0.8 US cents 美仙	
Interim dividend proposed per share		0.194 US cents 美仙	0.4 US cents 美仙	
Total dividends paid and proposed per share		0.194 US cents 美仙	0.4 US cents 美仙	

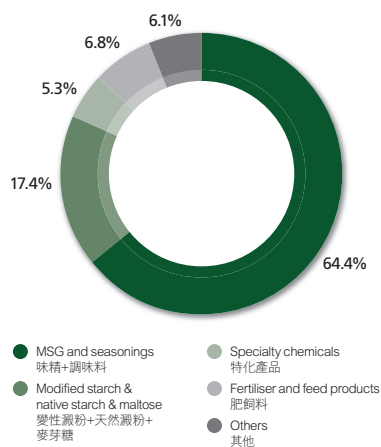
PROFIT ATTRIBUTABLE TO OWNERS OF THE COMPANY 本公司擁有人應佔溢利

Six months ended 30 June
截至六月三十日止六個月



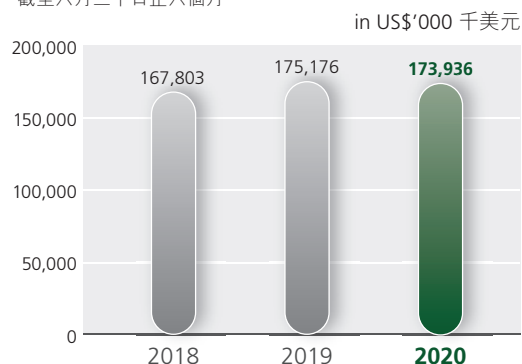
REVENUE BY PRODUCTS 按產品分類之收益

Six months ended 30 June 2020
截至二零二零年六月三十日止六個月



REVENUE 收益

Six months ended 30 June
截至六月三十日止六個月



REVENUE BY GEOGRAPHIC LOCATION 按地區分類之收益

Six months ended 30 June 2020
截至二零二零年六月三十日止六個月

